

# HipAlign®

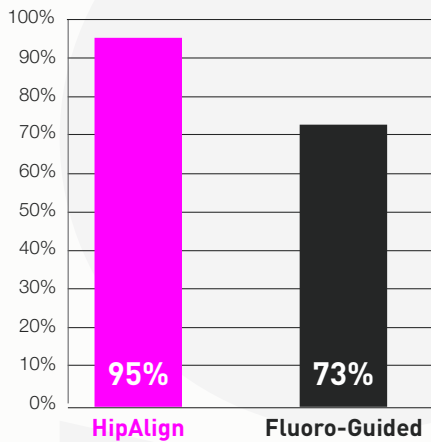
Support for lateral or supine based approaches, HipAlign uses accelerometers and gyroscopes to determine the orientation of an acetabular cup and assess changes in leg length for total hip replacements. Four simple pelvic and femoral registrations enable the system to display abduction and anteversion angles during cup placement and assess changes in leg length while trialing and during final implantation.

Live-navigation for cup placement  
 Assessment tools for leg length  
 Patient specific approach  
 Open-implant platform

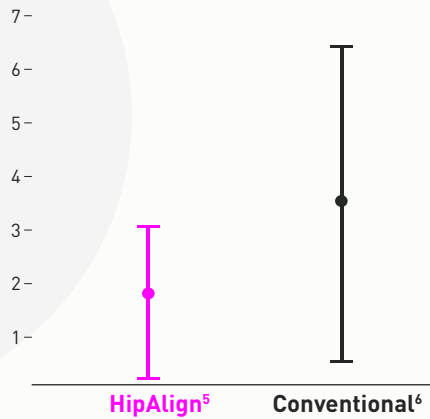


Reduce C-arm reliance  
 No capital equipment  
 No pre-operative imaging

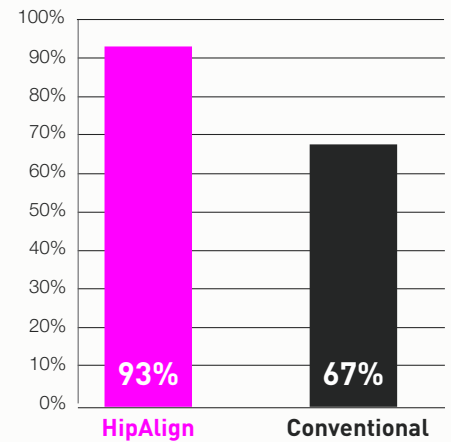
Supine HipAlign: Percentage of cups within target zone<sup>4</sup>



Mean difference (absolute & variance, mm) in leg length<sup>5,6</sup>



Lateral HipAlign: Percentage of cups within target zone<sup>7</sup>



To learn more about OrthAlign's platform of technologies or to set up a hands-on demonstration visit [www.OrthAlign.com](http://www.OrthAlign.com).

4. Bryan Emmerson, MD, et al. "Acetabular Cup Placement Accuracy of a Hand-Held Computer Navigation System for Direct Anterior THA." On file at OrthAlign.  
 5. Mayman, David J. "Validation of HipAlign for Cup Angle and Leg Length with 3D EOS in Posterior Approach Total Hip Arthroplasty." On file at OrthAlign.  
 6. Domb, Benjamin G., et al. "Accuracy of component positioning in 1980 total hip arthroplasties: a comparative analysis by surgical technique and mode of guidance." The Journal of arthroplasty 30.12 (2015): 2208-2218.  
 7. Tanino, Hiromasa, et al. "Portable Accelerometer-Based Navigation System for Cup Placement of Total Hip Arthroplasty: A Prospective, Randomized, Controlled Study." The Journal of Arthroplasty [2019].  
 001273 Rev A 04/2020